

Antibiotics after incision and drainage for uncomplicated skin abscesses: a clinical practice guideline

Mieke Vermandere,¹ Bert Aertgeerts,^{1,2} Thomas Agoritsas,^{3,4} Catherine Liu,⁵ Jako Burgers,^{6,7} Arnaud Merglen,⁸ Patrick Mbah Okwen,⁹ Lyubov Lytvyn,^{3,10} Shunjie Chua,¹¹ Per O Vandvik,^{12,13} Gordon H Guyatt,³ Claudia Beltran-Arroyave,¹⁴ Valéry Lavergne,¹⁵ Reinhart Speeckaert,¹⁶ Finn E Steen,¹⁷ Victoria Arteaga,¹⁸ Rachele Sender,¹⁹ Shelley McLeod,²⁰ Xin Sun,²¹ Wen Wang,²¹ Reed A C Siemieniuk^{3,22}

Full author details can be found at the end of the article

Correspondence to: R Siemieniuk reed.siemieniuk@medportal.ca

Cite this as: *BMJ* 2018;360:k243
doi: 10.1136/bmj.k243

This *BMJ* Rapid Recommendation article is one of a series that provides clinicians with trustworthy recommendations for potentially practice changing evidence. *BMJ* Rapid Recommendations represent a collaborative effort between the MAGIC group (www.magicproject.org) and *The BMJ*. A summary is offered here and the full version including decision aids is on the MAGICapp (www.magicapp.org), for all devices in multilayered formats. Those reading and using these recommendations should consider individual patient circumstances, and their values and preferences and may want to use consultation decision aids in MAGICapp to facilitate shared decision making with patients. We encourage adaptation and contextualisation of our recommendations to local or other contexts. Those considering use or adaptation of content may go to MAGICapp to link or extract its content or contact *The BMJ* for permission to reuse content in this article.

What role do antibiotics have in the treatment of uncomplicated skin abscesses after incision and drainage? A recent study suggested that, for small uncomplicated skin abscesses, antibiotics after incision and drainage improve the chance of short term cure compared with placebo. Triggered by this trial, the Rapid Recommendation team produced a new systematic review. Relying on this review and using the GRADE framework according to the BMJ Rapid Recommendation process, an expert panel makes a weak recommendation in favour of trimethoprim-sulfamethoxazole (TMP-SMX, co-trimoxazole) or clindamycin in addition to incision and drainage over incision and drainage alone. For patients who have chosen to initiate antibiotics, the panel issues a strong recommendation for TMP-SMX or clindamycin rather than a cephalosporin and a weak recommendation for TMP-SMX rather than clindamycin. The box overleaf shows the articles and evidence linked to this Rapid Recommendation. The infographic presents the recommendations together with other pertinent information, including an overview of the absolute benefits and harms of candidate antibiotics in the standard GRADE format. The panel emphasises shared decision making in the choice of whether to initiate antibiotics and in which antibiotic to use, because the desirable and undesirable consequences are closely balanced: clinicians using MAGICapp (<http://magicapp.org/goto/guideline/jlRvQn/section/ER5RAn>) will find decision aids to support the discussion with patients. Table 2 below shows any evidence that has emerged since the publication of this article.

Current understanding

A skin abscess is an isolated collection of pus within the dermis and deeper skin tissues. Uncomplicated skin abscesses are collections of pus within the skin structures and are usually caused by bacterial infections. Careful history and clinical examination are usually sufficient to diagnose a skin abscess.¹⁻³ Skin abscesses present as single or multiple tender, erythematous, indurated nodules, often surrounded by an area of erythema or swelling.¹ Fluctuance beneath the skin often indicates a fluid filled cavity. There may be a pustule at the area where the

WHAT YOU NEED TO KNOW


- For bacterial skin infections, we suggest using trimethoprim-sulfamethoxazole (TMP-SMX) or clindamycin in addition to incision and drainage rather than incision and drainage alone, but we emphasise the need for shared decision making because the modest benefits of TMP-SMX or clindamycin will be outweighed by the side effects and burdens for many patients
- TMP-SMX or clindamycin modestly reduces pain and treatment failure and probably reduces abscess recurrence, but increase the risk of adverse effects including nausea and diarrhoea
- We suggest TMP-SMX rather than clindamycin because TMP-SMX has a lower risk of diarrhoea
- Cephalosporins in addition to incision and drainage are probably not more effective than incision and drainage alone in preventing treatment failure in most settings
- We take an individual patient perspective in creating our recommendations. From a societal perspective, the modest benefits from adjuvant antibiotics may not outweigh the risk of antimicrobial resistance in the community

abscess is closest to the skin or spontaneous drainage of pus.³ The use of point-of-care ultrasonography can help differentiate an abscess from other soft tissue infections in the emergency department.⁴

Skin infections are common. More than 4% of people seek treatment for skin infections annually in the United States.⁵ In European countries, it may be less common: in Belgium and the Netherlands about 0.5-0.6% visit their general practitioner with bacterial skin infections each year.⁶⁻⁸

Identifying the infecting pathogen may not be necessary for treating uncomplicated skin abscesses, but cultures can provide helpful information in patients with recurrent abscesses or systemic illness.^{1,3} The most

Population



People with skin abscesses

This recommendation applies to almost all patients with skin abscesses:

- Children and adults
- Smaller and larger abscesses
- Unknown or unconfirmed pathogen(s)
- Emergency and primary care settings


However the recommendation is **not** applicable to patients with:

- Evidence of systemic illness (sepsis)
- Pustules and papules
- Deep tissue infections
- Hidradenitis suppurativa
- Immunocompromising conditions
- Patients who do not undergo incision and drainage

Comparison 1

No antibiotics

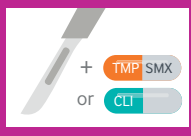
Incision and drainage alone



OR

Antibiotics

Incision and drainage plus trimethoprim and sulfamethoxazole or clindamycin



Applies to

All

Strong

Weak

Weak

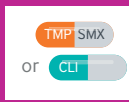
Strong

We suggest TMP-SMX or clindamycin plus incision and drainage rather than incision and drainage alone. Discuss both options with each patient.

Comparison 2

For patients who have chosen to initiate antibiotics:


Trimethoprim and sulfamethoxazole or Clindamycin



OR

Cephalosporins

First and second generation cephalosporins



Applies to

Those initiating antibiotics

Strong

Weak

Weak


Strong

We recommend trimethoprim and sulfamethoxazole or clindamycin over cephalosporins.

Comparison 3


For patients who have chosen to initiate antibiotics:

Clindamycin



OR

Trimethoprim and sulfamethoxazole



Applies to

Those initiating antibiotics

Strong

Weak

Weak

Strong

Click for details

We suggest trimethoprim and sulfamethoxazole over clindamycin. Discuss with patients in shared decision making.

Disclaimer: This infographic is not a clinical decision aid. This information is provided without any representations, conditions or warranties that it is accurate or up to date. BMJ and its licensors assume no responsibility for any aspect of treatment administered with the aid of this information. Any reliance placed on this information is strictly at the user's own risk. For the full disclaimer wording see BMJ's terms and conditions: <http://www.bmj.com/company/legal-information/>

thebmj See an interactive version of this graphic online <http://bit.ly/BMJrAbs>

Linked articles in this BMJ Rapid Recommendation cluster

- Vermandere M, Aertgeerts B, Agoritsas T, et al. Antibiotics after incision and drainage for uncomplicated skin abscesses: a clinical practice guideline. *BMJ* 2018;360:k243
– Summary of the results from the Rapid Recommendation process
- Wang W, Chen W, Liu Y, et al. Antibiotics for uncomplicated skin abscesses: systematic review and network meta-analysis. *BMJ Open* 2018;8:e020991
– Review of all available randomised trials that assessed antibiotics for uncomplicated skin abscesses
- MAGICapp (<http://magicapp.org/goto/guideline/jlRvQn/section/ER5RAn>)
– Expanded version of the results with multilayered recommendations, evidence summaries, and decision aids for use on all devices

common pathogens are *Staphylococcus aureus*, most often methicillin-resistant (MRSA), and several other bacteria, most originating from the skin flora.¹⁹ MRSA accounts for a substantial number of visits by patients with skin and soft tissue infections.¹⁰⁻¹²

Table 1 summarises current management guidelines, which do not recommend antibiotics for uncomplicated skin abscesses.

The evidence

To inform the recommendations, the guideline panel requested a systematic review of randomised controlled trials (RCTs) on the effects of adjuvant antibiotic therapy compared with no antibiotic therapy in addition to incision and drainage in patients with uncomplicated skin abscesses.¹⁵

A large RCT published in March 2016 suggested that TMP-SMX treatment resulted in a higher cure rate than placebo among patients with a drained cutaneous abscess.¹⁶ Another RCT published in June 2017 found that, compared with incision and drainage alone, clindamycin or TMP-SMX in addition to incision and drainage improved short term outcomes in patients who had an uncomplicated skin abscess.⁵ The Rapid Recommendations team believed these two trials, in addition to the existing body of evidence, might change practice.¹⁷

Figure 1 gives an overview of the characteristics of patients and trials included in the systematic review of the effects of antibiotics on uncomplicated skin abscesses. There were 14 RCTs: eight included a comparison of antibiotics versus no antibiotics, and seven included a comparison of two different antibiotics.

Table 1 | Current recommendations for antibiotics in patients with skin abscesses*

	Recommendation	Situations where antibiotics are recommended
IDSA ²	Against	Systemic illness
EBM Guidelines ¹³	Against	Systemic illness, extensive tissue damage, nasal region, immunocompromising conditions, artificial joint
NHG ¹⁴	Against	1 dose in patients with immunocompromising conditions, artificial joint, or at high risk of endocarditis
ESCMID	No recommendation available	N/A

*These guidelines have not taken account of the new evidence captured in our Rapid Recommendations. IDSA=Infectious Diseases Society of America; EBM=Evidence-Based Medicine; NHG=Nederlands Huisartsen Genootschap; ESCMID=European Society for Clinical Microbiology and Infectious Diseases.

HOW THE RECOMMENDATION WAS CREATED

The scope of the recommendation and the outcomes important to patients were defined by an international guideline panel consisting of two adults with lived experience of skin abscesses, one adult with lived experience as a carer for a child with skin abscess, five general practitioners, three paediatric or adult infectious disease physicians, four general internists, a general paediatrician, a dermatologist, and several health research methodologists. They requested a systematic review on the benefits and harms of different antibiotics to inform the recommendation.¹⁵ The panel then met online to discuss the evidence and to formulate specific recommendations. As with all *BMJ* Rapid Recommendations, no panel member had financial conflicts of interest; intellectual and professional conflicts were minimised and managed (see appendix 1 on bmj.com).¹⁷

The panel followed the *BMJ* Rapid Recommendations procedures for creating a trustworthy recommendation, including using the GRADE approach to critically appraise the evidence and to move from evidence to recommendations (appendix 2 on bmj.com).^{17 31-33} The panel initially identified patient-important outcomes and subgroup hypotheses needed to inform the recommendation. When creating the recommendation, the panel considered the balance of benefits, harms, costs, burdens of the treatments, the quality of evidence for each outcome, typical patient values and preferences and their expected variations, as well as acceptability.³⁴ Recommendations can be strong or weak, for or against a course of action. The recommendations take a patient-centred perspective which de-emphasises public health, societal, and health payer point of view.

Explicit descriptions of abscess definitions, for each trial, were summarised in the accompanying systematic review (table C of appendix 2).¹⁵ The largest trial specifically focused on small abscesses (all <5 cm diameter and about half ≤2 cm) in patients who had no signs of systemic infection.⁵ The RCTs included participants with skin abscesses anywhere on the body.

Eleven trials reported study setting, of which nine were conducted in emergency departments,^{5 16 18-23} one in outpatient dermatology clinics,²⁴ and one in an Integrated Soft Tissue Infection Services (ISIS) clinic involving patients with high rates of comorbidity, such as infection with hepatitis C, hepatitis B, or HIV.²⁵ The RCTs included children and adults. Almost all patients underwent incision and drainage for their skin abscess. The most common pathogen was MRSA (49-88%) followed by methicillin-sensitive *Staphylococcus aureus* (MSSA, 9-18%).

Understanding the recommendation

Absolute benefits and harms

The infographic provides an overview of the recommendations and the absolute benefits and harms of different antibiotics. Estimates of the baseline risk for side effects are derived from the control groups of the trials in the systematic review. Detailed information can also be viewed through MAGICapp, including consultation decision aids designed to support shared decision making with patients.²⁶

This clinical practice guideline is applicable to patients with uncomplicated skin abscesses, which means that it is not applicable to patients with evidence of systemic

DATA SOURCES

Use this information to gauge how similar your patients' conditions are to those of people studied in the trials

NUMBER OF TRIALS

14

NUMBER OF PATIENTS

3541

TRIAL CHARACTERISTICS

Adults vs children:

Trials with adults only 2 293

Trials with children only (older than 6 months) 2 175

Trials with adults and children 7 2688

Did not report on age 3 385

Setting:

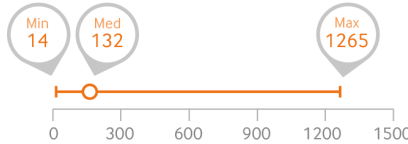
Trials conducted in emergency departments 9 3068

Trials conducted in primary care practices 2 212

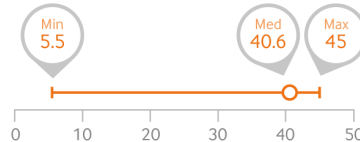
Did not report the setting 3 261

PATIENT CHARACTERISTICS

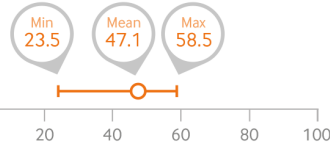
MEAN NUMBER OF PATIENTS ENROLLED



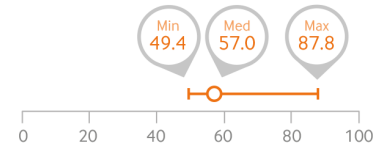
MEAN AGE at baseline



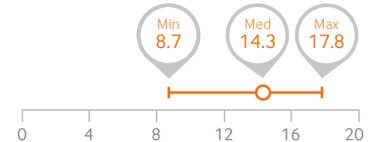
SEX % women



MRSA positive % of patients



MSSA positive % of patients



5 trials were public funded; 3 trials were industry funded; the other 6 trials did not report the source of funding



No trials reported patient involvement

Fig 1 | Characteristics of patients and trials included in systematic review of the effects of antibiotics on uncomplicated skin abscesses. (MRSA=meti­cillin resistant *Staphylococcus aureus*; MSSA=meti­cillin susceptible *S aureus*)

illness (such as sepsis), deep tissue infections, superficial infections (such as pustules and papules), hidradenitis suppurativa, or immunocompromising conditions, and patients who do not undergo incision and drainage.

The first recommendation relates to the usefulness of adjuvant TMP-SMX or clindamycin compared with no antibiotics in addition to incision and drainage. The effects of other antibiotics are speculative, except for cephalosporins, which are probably less effective or not effective (see evidence summary for recommendation No 2). Compared with no antibiotics, TMP-SMX or clindamycin reduces the absolute risk of treatment failure by approximately 5% at one month (high qual-

ity evidence). In patients who were cured, these antibiotics reduced the absolute risk of recurrence at three months by approximately 8% (high quality evidence). When considering both treatment failure and abscess recurrence, antibiotic therapy thus provides an approximate 13% reduction (high quality evidence). TMP-SMX or clindamycin probably provides a modest reduction in pain (tenderness) during treatment (7% fewer), and a small reduction in hospitalisation (2% fewer) and in similar infections among household contacts (2% fewer) (all moderate quality evidence). Considering the characteristics of involved patients and medical conditions may differ between emergency departments and general

practices, antibiotics may confer an even smaller benefit in patients who present to their GP. Antibiotics probably do not reduce the risk of serious or invasive infections or death (moderate quality evidence).

The occurrence of adverse effects depends on the antibiotic. With clindamycin, the risk of gastrointestinal side effects (predominately diarrhoea) is approximately 10% higher than with no antibiotics (high quality evidence). TMP-SMX probably increases the risk of gastrointestinal side effects by a smaller amount (approximately 2%; moderate quality evidence), and it is predominately nausea rather than diarrhoea. The severity of antibiotic-associated diarrhoea was not described, but is likely to range from mild to severe. Two large trials monitored for *Clostridium difficile* infection with routine clinical monitoring and no such infection occurred in any treatment arm.¹⁵

Overall, there is no important difference in treatment failure between TMP-SMX and clindamycin (high quality evidence). In patients who were initially cured, one study suggested that clindamycin may reduce the risk of early recurrence at one month by approximately 7% (low quality evidence),⁵ but the confidence interval was wide and this result is inconsistent with indirect evidence from other RCTs, which suggests that the reduction in risk of abscess recurrence compared with placebo is similar for both TMP-SMX and clindamycin. Whether clindamycin reduces abscess recurrence more than TMP-SMX is therefore uncertain (low quality evidence). Local resistance patterns may affect the relative effectiveness of each antibiotic option.²⁷⁻³⁰ Clindamycin has a 10% higher risk of antibiotic-associated diarrhoea than TMP-SMX (high quality evidence).

The panel also considered evidence for cephalosporins compared with TMP-SMX and clindamycin used for uncomplicated skin abscesses. The network meta-analysis suggested that, at least in settings with a substantial prevalence of MRSA, cephalosporins in addition to incision and drainage probably do not reduce treatment failure compared with incision and drainage alone (moderate quality evidence). Both early and later generation cephalosporins probably confer a higher risk of treatment failure compared with either TMP-SMX or clindamycin (moderate quality evidence). The RCTs investigating cephalosporins did not report sufficient information to directly compare other outcomes. However, the panel felt that cephalosporins were unlikely to provide any other benefits if they do not reduce the risk of treatment failure compared with placebo (low quality evidence). This evidence directly applies to almost all settings where the prevalence of MRSA is more than 10%.¹²

The panel is confident that the evidence applies to almost all patients with uncomplicated skin abscesses treated with incision and drainage: adults and children, patients presenting to emergency departments and to primary care practices, smaller and larger abscesses, first abscess occurrences and recurrences, and abscesses with unknown infection pathogens. The systematic review and meta-analyses contained adequate representation from such groups and settings, and results were consistent between pre-specified subgroups.¹⁵

Values and preferences

The panel believes that there is a high degree of variability between patients and carers weighing the expected desirable and undesirable consequences of antibiotic therapy compared with no antibiotic therapy. This variation is reflected in the weak recommendation, which warrants shared decision making to ensure that each individual's decision is in line with what they consider most important. The expected benefit of antibiotic therapy in reducing pain, risk of treatment failure, and recurrence is modest, but large enough that the panel anticipates that most fully informed patients would value these benefits sufficiently to choose antibiotic treatment. This might particularly be the case when, for example, the abscess is very painful, perhaps because of location in sensitive places (such as groin, axillae, etc).

For patients who decide to initiate antibiotic treatment, reasonable choices include either TMP-SMX or clindamycin. In some settings, cephalosporins or other antibiotics are often prescribed for skin abscesses. Given that, in most circumstances, cephalosporins probably do not provide any additional benefit beyond incision and drainage alone, the panel felt that all or almost all patients would choose to use antibiotic options with proven efficacy (TMP-SMX or clindamycin), hence the strong recommendation against cephalosporins.

People who place a higher value on the possibility of avoiding abscess recurrence may choose clindamycin, while those who place a higher value on avoiding diarrhoea and on minimising costs are likely to prefer TMP-SMX.

Person-centred versus societal perspective (impact on antibiotic resistance)

The recommendations explicitly take a person-centred perspective rather than a public health or societal perspective. The use of antibiotics is associated with the emergence of antibiotic resistance within the community and may increase the risk of antibiotic resistant infections in community members. The increasing rates of antimicrobial resistance are a public health priority. From a societal perspective, it is possible that the modest benefits from adjuvant antibiotics in this scenario would not outweigh the risk of increased antimicrobial resistance in the community. However, the impact of an individual course of antibiotics on community resistance rates is unknown. Therefore, whether antibiotics in this situation provide a net benefit or harm to society is highly speculative. Clinicians engaging in shared decision making can also address the issue of antibiotic resistance or the local prevalence of other pathogens (such as Panton-Valentine leukocidin (PVL) positive *Staphylococcus aureus*) with patients facing this decision.

Practical issues and other considerations

Figure 2 outlines the key practical issues for patients and clinicians discussing initiating antibiotics for uncomplicated skin abscesses after incision and drainage, which are also accessible as decision aids along with the evidence in an expanded format to support shared decision making in MAGICapp. The antibiotic course was typically

RAPID RECOMMENDATIONS

	PRACTICAL ISSUES		
	Trimethoprim and sulfamethoxazole	Clindamycin	No antibiotics
MEDICATION ROUTINE	<ul style="list-style-type: none"> One or two pills two times per day May require concomitant over the counter pain relievers 	<ul style="list-style-type: none"> One pill three to four times per day May require concomitant over the counter pain relievers 	<ul style="list-style-type: none"> May require concomitant over the counter pain relievers
TESTS & VISITS	May need additional visits if symptoms do not resolve or worsen		
ADVERSE EFFECTS	<ul style="list-style-type: none"> Mild adverse effects (e.g. diarrhoea, nausea) are possible In rare cases, can cause drug rash with eosinophilia and systemic symptoms (DRESS) or toxic epidermal necrolysis. Although extremely rare, these side effects can be life-threatening Increased risk of antibiotic resistance in the community 	<ul style="list-style-type: none"> Substantial risk of antibiotic-associated diarrhoea, which can sometimes be severe In rare cases, can cause DRESS or toxic epidermal necrolysis. Although extremely rare, these side effects can be life-threatening Increased risk of antibiotic resistance in the community 	
EMOTIONAL WELL-BEING	<ul style="list-style-type: none"> Depression and hallucinations are reported very rarely 	<ul style="list-style-type: none"> N/A 	
PREGNANCY & NURSING	<ul style="list-style-type: none"> FDA class D: TMP-SMX may increase the risk of congenital malformations such as neural tube defects. It should be avoided in pregnancy, especially in the first trimester, where possible 	<ul style="list-style-type: none"> FDA class B: Clindamycin crosses the placenta, but has not been shown to cause harm in pregnancy. No dose adjustment required in pregnancy 	
COSTS & ACCESS	<ul style="list-style-type: none"> Inexpensive 	<ul style="list-style-type: none"> May be expensive in some settings 	
Available by prescription in most resource-rich countries			
Available over the counter in many countries			
FOOD & DRINK	<ul style="list-style-type: none"> Often decreases appetite. Should be taken after a meal 	<ul style="list-style-type: none"> Often decreases appetite. Should be taken with a glass of water to avoid oesophagus irritation 	

Fig 2 | Practical issues about use of antibiotics after incision and drainage of uncomplicated skin abscesses. (FDA=US Food and Drug Administration)

five to 10 days in the RCTs, and dosing varied. TMP-SMX may slightly increase the risk of congenital malformations, including neural tube defects, when prescribed to pregnant women.

Costs and resources

TMP-SMX is inexpensive; clindamycin is probably more expensive in most places. However, the overall impact on costs to the individual and the healthcare payer are uncertain when the consequences of each option are considered.

Future research

Key research questions to inform decision makers and future guidelines are:

- What is the impact of different types of antibiotics in settings where MRSA is rare (prevalence <10%)?

- Do antibiotics have different effects in different populations, such as people who are immunocompromised or in people with recurrent skin abscesses?
- What are the long term effects (such as >6 months) of antibiotics on abscess recurrence, *Clostridium difficile* infection, and MRSA resistance to TMP-SMX or clindamycin?
- Is a shorter course of antibiotics (such as 5 days) as effective as a longer course (10 days)?
- Is topical therapy (such as iodine, honey, silver, other antimicrobials) effective for treating uncomplicated skin abscesses compared with systemic therapy? Do other adjunctive measures, such as nasal decontamination or antiseptics for the body, reduce the risk that skin abscesses will recur?

Table 2 | New evidence which has emerged after initial publication

Date	New evidence	Citation	Findings	Implications for recommendation(s)
There are currently no updates to the article.				

EDUCATION INTO PRACTICE

- Do you currently consider antibiotics for patients with uncomplicated skin abscesses after surgical treatment?
- What information could you share with your patient to help reach a decision together?
- Would you consider using online decision aid tools (such as the one available on MAGICapp) to facilitate shared decision making?

HOW PATIENTS WERE INVOLVED IN THE CREATION OF THIS ARTICLE

Three people with lived experience of skin abscesses were full panel members: two had previously experienced skin abscesses before (one with recurrent abscesses), and one person is a parent of a child who experienced a skin abscess. These panel members identified patient-important outcomes, and led the discussion on values and preferences. These patient partners agreed that, although pain reduction was the most important outcome to them, these values may not be shared by all patients. The close balance between desirable and undesirable consequences made it difficult for them (and the panel) to decide which options most individuals would choose.



Updates to this article

Table 2 shows evidence which has emerged since the publication of this article. As new evidence is published, a group will assess the new evidence and make a judgment on to what extent it is expected to alter the recommendation.

Competing interests: All authors have completed the *BMJ* Rapid Recommendations interests disclosure form and a detailed, contextualised description of all disclosures is reported in appendix 2 on bmj.com. As with all *BMJ* Rapid Recommendations, the executive team and *The BMJ* judged that no panel member had any financial conflict of interest. Professional and academic interests are minimised as much as possible, while maintaining necessary expertise on the panel to make fully informed decisions.

Funding: This guideline was not funded. R Siemieniuk is partially funded through a Vanier Canada Graduate Scholarship.

Transparency: B Aertgeerts affirms that the manuscript is an honest, accurate, and transparent account of the recommendation being reported; that no important aspects of the recommendation have been omitted; and that any discrepancies from the recommendation as planned (and, if relevant, registered) have been explained.

- 1 Stevens DL, Bisno AL, Chambers HF, et al. Infectious Diseases Society of America. Practice guidelines for the diagnosis and management of skin and soft tissue infections: 2014 update by the Infectious Diseases Society of America. *Clin Infect Dis* 2014;59:e10-52. doi:10.1093/cid/ciu296. PMID:24973422.
- 2 Liu C, Bayer A, Cosgrove SE, et al. Clinical practice guidelines by the infectious diseases society of america for the treatment of methicillin-resistant *Staphylococcus aureus* infections in adults and children: executive summary. *Clin Infect Dis* 2011;52:285-92. doi:10.1093/cid/cir034. PMID:21217178.
- 3 Mistry RD. Skin and soft tissue infections. *Pediatr Clin North Am* 2013;60:1063-82. doi:10.1016/j.pcl.2013.06.011. PMID:24093896.
- 4 Barbic D, Chenkin J, Cho DD, Jelic T, Scheuermeyer FX. In patients presenting to the emergency department with skin and soft tissue infections what is the diagnostic accuracy of point-of-care ultrasonography for the diagnosis of abscess compared to the current standard of care? A systematic review and meta-analysis. *BMJ Open* 2017;7:e013688. doi:10.1136/bmjopen-2016-013688. PMID:28073795.

- 5 Daum RS, Miller LG, Immergluck L, et al. DMID 07-0051 Team. A placebo-controlled trial of antibiotics for smaller skin abscesses. *N Engl J Med* 2017;376:2545-55. doi:10.1056/NEJMoa1607033 PMID:28657870.
- 6 NIVEL Primary care database: Netherlands Institute for Health Services Research. 2016. www.nivel.nl/en/dossier/nivel-primary-care-database
- 7 FaMe-net. 2014. www.transhis.nl/language/nl/.
- 8 Truyers C, Goderis G, Dewitte H, Akker Mv, Buntinx F. The Intego database: background, methods and basic results of a Flemish general practice-based continuous morbidity registration project. *BMC Med Inform Decis Mak* 2014;14:48. doi:10.1186/1472-6947-14-48 PMID:24906941.
- 9 Moran GJ, Krishnadasan A, Gorwitz RJ, et al. EMERGENCY ID Net Study Group. Methicillin-resistant *S. aureus* infections among patients in the emergency department. *N Engl J Med* 2006;355:666-74. doi:10.1056/NEJMoa055356. PMID:16914702.
- 10 Ray GT, Suaya JA, Baxter R. Microbiology of skin and soft tissue infections in the age of community-acquired methicillin-resistant *Staphylococcus aureus*. *Diagn Microbiol Infect Dis* 2013;76:24-30. doi:10.1016/j.diagmicrobio.2013.02.020 PMID:23537783.
- 11 Hersh AL, Chambers HF, Maselli JH, Gonzales R. National trends in ambulatory visits and antibiotic prescribing for skin and soft-tissue infections. *Arch Intern Med* 2008;168:1585-91. doi:10.1001/archinte.168.14.1585. PMID:18663172.
- 12 Karamatsu ML, Thorp AW, Brown L. Changes in community-associated methicillin-resistant *Staphylococcus aureus* skin and soft tissue infections presenting to the pediatric emergency department: comparing 2003 to 2008. *Pediatr Emerg Care* 2012;28:131-5. doi:10.1097/PEC.0b013e318243fa36. PMID:22270497.
- 13 Salava A. Skin abscess and folliculitis. *Evidence-Based Med Guideline*. 2017. www.ebm-guidelines.com/dtk/ebmg/home.
- 14 Bons S, Bouma M, Draijer L, et al. NHG-standaard bacteriële huidinfecties (tweede herziening). 2017. www.nhg.org/standaarden/volledig/nhg-standaard-bacteriële-huidinfecties.
- 15 Wang W. Antibiotics for uncomplicated skin abscesses: systematic review and network meta-analysis. *BMJ Open* 2018;8:e020991.
- 16 Talan DA, Mower WR, Krishnadasan A, et al. Trimethoprim-sulfamethoxazole versus placebo for uncomplicated skin abscess. *N Engl J Med* 2016;374:823-32. doi:10.1056/NEJMoa1507476. PMID:26962903.
- 17 Siemieniuk RA, Agoritsas T, Macdonald H, Guyatt GH, Brandt L, Vandvik PO. Introduction to *BMJ* Rapid Recommendations. *BMJ* 2016;354:i5191. doi:10.1136/bmj.i5191 PMID:27680768.
- 18 Duong M, Markwell S, Peter J, Barenkamp S. Randomized, controlled trial of antibiotics in the management of community-acquired skin abscesses in the pediatric patient. *Ann Emerg Med* 2010;55:401-7. doi:10.1016/j.annemergmed.2009.03.014. PMID:19409657.
- 19 Llera JL, Levy RC. Treatment of cutaneous abscess: a double-blind clinical study. *Ann Emerg Med* 1985;14:15-9. doi:10.1016/S0196-0644(85)80727-7 PMID:3880635.
- 20 Schmitz GR, Bruner D, Pitotti R, et al. Randomized controlled trial of trimethoprim-sulfamethoxazole for uncomplicated skin abscesses in patients at risk for community-associated methicillin-resistant *Staphylococcus aureus* infection. *Ann Emerg Med* 2010;56:283-7. doi:10.1016/j.annemergmed.2010.03.002. PMID:20346539.
- 21 Macfie J, Harvey J. The treatment of acute superficial abscesses: a prospective clinical trial. *Br J Surg* 1977;64:264-6. doi:10.1002/bjs.1800640410 PMID:322789.
- 22 Giordano PA, Elston D, Akinlade BK, et al. Cefdinir vs. cephalexin for mild to moderate uncomplicated skin and skin structure infections in adolescents and adults. *Curr Med Res Opin* 2006;22:2419-28. doi:10.1185/030079906X148355. PMID:17257456.
- 23 Miller LG, Daum RS, Creech CB, et al. DMID 07-0051 Team. Clindamycin versus trimethoprim-sulfamethoxazole for uncomplicated skin infections. *N Engl J Med* 2015;372:1093-103. doi:10.1056/NEJMoa1403789. PMID:25785967.
- 24 Keiichi F, Eiichiro N, Hisashi T. Clinical evaluation of cefadroxil in the treatment of superficial suppurative skin and soft tissue infections - a double-blind study comparing to L-cephalexin. *Clin Eval* 1982;10:175-200.
- 25 Rajendran PM, Young D, Maurer T, et al. Randomized, double-blind, placebo-controlled trial of cephalexin for treatment of uncomplicated skin abscesses in a population at risk for community-acquired methicillin-resistant *Staphylococcus aureus* infection. *Antimicrob Agents Chemother* 2007;51:4044-8. doi:10.1128/AAC.00377-07. PMID:17846141.
- 26 Agoritsas T, Heen AF, Brandt L, et al. Decision aids that really promote shared decision making: the pace quickens. *BMJ* 2015;350:g7624. doi:10.1136/bmj.g7624 PMID:25670178.
- 27 Stein M, Komerska J, Prizade M, Sheinberg B, Tasher D, Somekh E. Clindamycin resistance among *Staphylococcus aureus* strains in Israel: implications for empirical treatment of skin and soft tissue infections. *Int J Infect Dis* 2016;46:18-21. doi:10.1016/j.ijid.2016.02.016. PMID:26987479.
- 28 Macmorran E, Harch S, Athan E, et al. The rise of methicillin resistant *Staphylococcus aureus*: now the dominant cause of skin and soft tissue infection in central Australia. *Epidemiol Infect* 2017;145:2817-26. doi:10.1017/S0950268817001716. PMID:28803587.
- 29 Nurjadi D, Friedrich-Jänicke B, Schäfer J, et al. Skin and soft tissue infections in intercontinental travellers and the import of multi-resistant *Staphylococcus aureus* to Europe. *Clin Microbiol Infect* 2015;21:567.e1-10. doi:10.1016/j.cmi.2015.01.016. PMID:25753191.

- 30 Nurjadi D, Olalekan AO, Layer F, et al. Emergence of trimethoprim resistance gene *dhfrG* in *Staphylococcus aureus* causing human infection and colonization in sub-Saharan Africa and its import to Europe. *J Antimicrob Chemother* 2014;69:2361-8. doi:10.1093/jac/dku174. pmid:24855123.
- 31 Vandvik PO, Otto CM, Siemieniuk RA, et al. Transcatheter or surgical aortic valve replacement for patients with severe, symptomatic, aortic stenosis at low to intermediate surgical risk: a clinical practice guideline. *BMJ* 2016;354:i5085. doi:10.1136/bmj.i5085 pmid:27680583.
- 32 Aertgeerts B, Agoritsas T, Siemieniuk RAC, et al. Corticosteroids for sore throat: a clinical practice guideline. *BMJ* 2017;358:j4090. doi:10.1136/bmj.j4090 pmid:28931507.
- 33 Guyatt GH, Oxman AD, Vist GE, et al. GRADE Working Group. GRADE: an emerging consensus on rating quality of evidence and strength of recommendations. *BMJ* 2008;336:924-6. doi:10.1136/bmj.39489.470347.AD pmid:18436948.
- 34 Andrews JC, Schünemann HJ, Oxman AD, et al. GRADE guidelines: 15. Going from evidence to recommendation—determinants of a recommendation's direction and strength. *J Clin Epidemiol* 2013;66:726-35. doi:10.1016/j.jclinepi.2013.02.003. pmid:23570745.

Published by the BMJ Publishing Group Limited. For permission to use (where not already granted under a licence) please go to <http://group.bmj.com/group/rights-licensing/permissions>

This is an Open Access article distributed in accordance with the Creative Commons Attribution Non Commercial (CC BY-NC 4.0) license, which permits others to distribute, remix, adapt, build upon this work non-commercially, and license their derivative works on different terms, provided the original work is properly cited and the use is non-commercial. See: <http://creativecommons.org/licenses/by-nc/4.0/>

¹Academic Centre for General Practice, Department of Public Health and Primary Care, KU Leuven, Leuven, Belgium

²CEBAM, Belgian Centre for Evidence-Based Medicine, Cochrane Belgium, Leuven, Belgium

³Department of Health Research Methods, Evidence, and Impact, McMaster University, Hamilton, Ontario, Canada L8S 4L8

⁴Division General Internal Medicine & Division of Clinical Epidemiology, University Hospitals of Geneva, CH-1211, Geneva, Switzerland

⁵Vaccine and Infectious Disease Division, Fred Hutchinson Cancer Research Center; Division of Allergy and Infectious Diseases, University of Washington

⁶Dutch College of General Practitioners, Utrecht, The Netherlands

⁷Care and Public Health Research Institute, Department Family Medicine, Maastricht, The Netherlands

⁸Division of General Pediatrics, University Hospitals of Geneva & Faculty of Medicine, University of Geneva, Geneva, Switzerland

⁹Bali District Hospital, Bali, and Centre for Development of Best Practices in Health, Yaounde, Cameroon

¹⁰Oslo University Hospital, Blindern 0317 Oslo, Norway

¹¹MOH Holdings, Singapore, Singapore 099253

¹²Department of Primary Care Health Sciences, University of Oxford, Oxford, UK

¹³Norwegian Institute of Public Health, Oslo, Norway

¹⁴Department of Paediatrics, Universidad de Antioquia, Medellín, Colombia

¹⁵Department of medical microbiology and infectious diseases, Sacré-Coeur Hospital, University of Montreal, Montreal, Quebec, Canada

¹⁶Department of Dermatology, Ghent University Hospital, Ghent, Belgium

¹⁷BI Norwegian Business School, Oslo, Norway

¹⁸Medellín, Colombia

¹⁹Department of Family Medicine, McMaster University Medical School, Hamilton, Ontario, Canada

²⁰Schwartz/Reisman Emergency Medicine Institute, Sinai Health System; Department of Family & Community Medicine, University of Toronto, Ontario, Canada

²¹Chinese Evidence-based Medicine Center and CREAT Group, West China Hospital, Sichuan University, Chengdu 610041, China

²²Department of Medicine, University of Toronto, Toronto, Ontario, Canada